


# LED LIGHTING

## TL2.. Series – LED lighting fixture – Copper-free aluminium



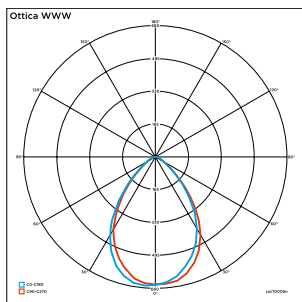
- Complete range of lighting fixtures manufactured of copper-free aluminium and tempered glass; provided with AISI316L stainless steel hardware and screws.
- TL2 Series can mount different lens over LEDs to be suitable for many applications: floodlights, wellglass lighting fixtures, linear lighting fixtures.
- Increased LED lifetime: up to 100.000 hours of maintenance free operation, with a luminous flux that reaches up to 50.220 lm.
- Provided with overvoltage protection system, flicker free and dimmable.

### TECHNICAL FEATURES

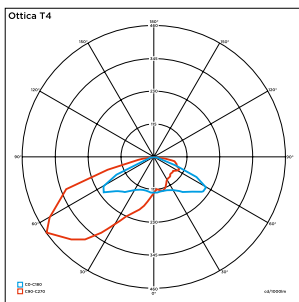
<b>Material</b>	Copper-free aluminium and tempered glass
<b>IP rating</b>	IP66
<b>Ambient temperature range</b>	-40 °C to + 55 °C
<b>Approval</b>	FIDI 20ATEX0010X/FIDI 20ATEX0011X FIDI 20.0002X/RU C-IT.BH02.B.00616/20
<b>Markings</b>	II 2 D Ex tb IIIA T80°C Db II 3 G Ex ec IIC T3 Gc II 3 D Ex tc IIIB T80°C Dc Standards compliance IEC/EN 60079-0, IEC/EN 60079-7/A1, and EN 60079-31
<b>Zones</b>	Gas Zone: 2      Dust Zone: 21, 22
<b>Rated voltage</b>	220-240 VAC (+-10%)
<b>Frequency</b>	50-60 Hz
<b>Flux</b>	Up to 50.220 lm
<b>Colour rendering index</b>	70 CRI
<b>Colour temperature</b>	4.000/5.700 K
<b>Power factor</b>	cos φ ≥ 0,95
<b>Surge protection</b>	6 kV
<b>Driver</b>	Electronic - Equipped with thermal guard protection to prevent overtemperature
<b>LED Lifetime (L90B10) Ta +25°C</b>	> 100.000 h – L90 according to IES LM-80-08
<b>Hardware and screws</b>	AISI316 stainless steel
<b>Coating</b>	Epoxy - Blue colour (RAL5014) - Other colours upon request
<b>Entries</b>	n°4 entries Ø 20mm
<b>Through wiring</b>	Loop-in/Loop-out
<b>Plug</b>	n° 1 x M20 brass nickel chromed (gasket + M20 lock nut included)
<b>Accessories on request</b>	AISI316L stainless steel pole mounting kit 2"; Brass Nicr/AISI316L stainless steel cable glands for armoured/unarmoured cable (seal gasket + set of seal + M20 lock nut included); Shroud for cable gland; Brass nickel chromed plug M20 (gasket + M20 lock nut included)

### Photometric curves - TL2 Series

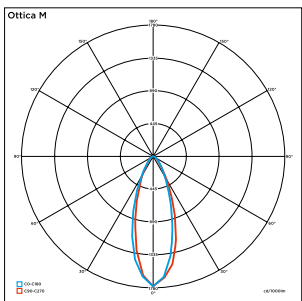
The same chassis with different lens over LEDs will make this lighting fixture suitable for many different applications: floodlight, streetlight, linear and wellglass lighting fixtures.



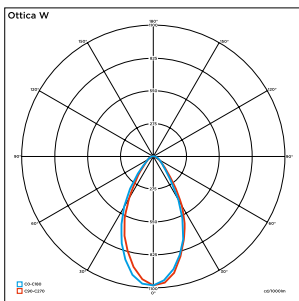
Wellglass/Linear



Streetlight



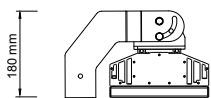
Floodlight wide beam



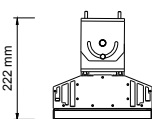
Floodlight narrow beam

### Dimensions

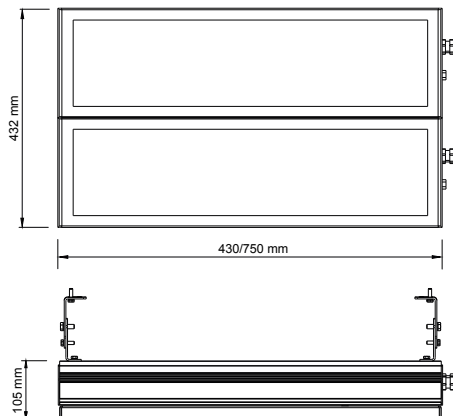
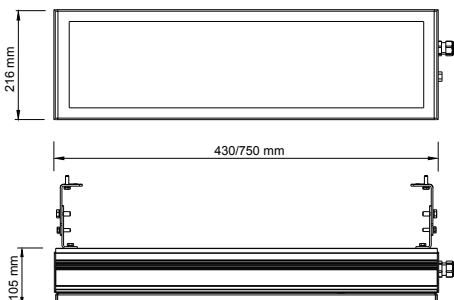
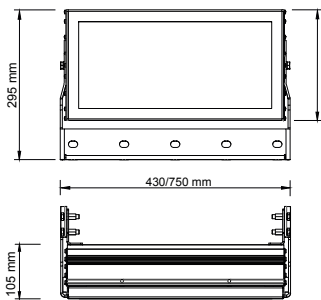
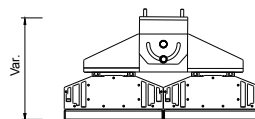
#### Pole/Wall mounting



#### Single module - Ceiling mounting



#### Double module - Ceiling mounting



## TL2 Series – Linear/Wellglass lighting fixtures

TYPE	CODE	LAMP [W]	LUMEN [lm]	LUM. EFF. [lm/W]	N°LED/ma	DIMENSIONS [mm]			Weight [Kg.]
						Length [mm]	Height [mm]	Width [mm]	
TL2-LL-06	A026035400001	35	5.640	161	16/350	430	216	105	8
TL2-LL-13	A026079400001	79	12.940	164	40/320	430	216	105	8
TL2-WG-16	A036114400001	114	16.120	141	24/700	430	216	105	8
TL2-WG-25	A036172400001	172	25.110	146	40/650	750	216	105	17
TL2-WG-50	A036344400001	344	50.220	146	(40/650)*2	750	432	105	35

## TL2 Series – Streetlight

TYPE	CODE	LAMP [W]	LUMEN [lm]	LUM. EFF. [lm/W]	N°LED/ma	DIMENSIONS [mm]			Weight [Kg.]
						Length [mm]	Height [mm]	Width [mm]	
TL2-SL-06	A056035400001	35	5.640	161	16/350	430	216	105	8
TL2-SL-13	A056079400001	79	12.940	164	40/320	430	216	105	8
TL2-SL-16	A056114400001	114	16.120	141	24/700	430	216	105	8
TL2-SL-25	A056172400001	172	25.110	146	40/650	750	216	105	17
TL2-SL-50	A056344400001	344	50.220	146	(40/650)*2	750	432	105	35

## TL2 Series – Floodlight wide beam

TYPE	CODE	LAMP [W]	LUMEN [lm]	LUM. EFF. [lm/W]	N°LED/ma	DIMENSIONS [mm]			Weight [Kg.]
						Length [mm]	Height [mm]	Width [mm]	
TL2-FW-06	A016035400001	35	5.640	161	16/350	430	216	105	8
TL2-FW-13	A016079400001	79	12.940	164	40/320	430	216	105	8
TL2-FW-16	A016114400001	114	16.120	141	24/700	430	216	105	8
TL2-FW-25	A016172400001	172	25.110	146	40/650	750	216	105	17
TL2-FW-50	A016344400001	344	50.220	146	(40/650)*2	750	432	105	35

## TL2 Series – Floodlight narrow beam

TYPE	CODE	LAMP [W]	LUMEN [lm]	LUM. EFF. [lm/W]	N°LED/ma	DIMENSIONS [mm]			Weight [Kg.]
						Length [mm]	Height [mm]	Width [mm]	
TL2-FN-06	A016035400002	35	5.640	161	16/350	430	216	105	8
TL2-FN-13	A016079400002	79	12.940	164	40/320	430	216	105	8
TL2-FN-16	A016114400002	114	16.120	141	24/700	430	216	105	8
TL2-FN-25	A016172400002	172	25.110	146	40/650	750	216	105	17
TL2-FN-50	A016344400002	344	50.220	146	(40/650)*2	750	432	105	35

Note: TL2 Series (linear/wellglass; streetlight, floodlight wide/narrow beam) is available also for weatherproof application. Contact our sales dept. for more information